

## Section indexes and section highlights

Section indexes can be used to produce pages like this:

The screenshot shows the 'Undergraduate admissions' page on the University of Oxford website. The page features a dark blue header with navigation links for 'ADMISSIONS', 'RESEARCH', 'NEWS & EVENTS', and 'ABOUT'. Below the header, the main content area is white and includes a search bar, a breadcrumb trail, and a large heading 'Undergraduate admissions'. A sub-heading reads: 'The Oxford University is world-famous for academic excellence. We pick the best and brightest students purely on their academic merit and passion for their chosen course. If that sounds like you, and you like to think for yourself, Oxford could be the right university for you.' A large image shows a group of students sitting around a table, engaged in conversation. Below this image is a section titled 'Fees and Funding 2' with a sub-heading: 'The costs and financial support available to you at Oxford.' The page is organized into several columns and sections: 'Colleges' (Oxford has over 30 colleges and halls), 'Explore our courses' (Our course videos will help you decide which one is right for you), 'How to apply' (Read our five step guide), 'International applications' (Oxford is one of the most international universities in the world), 'Open days' (Our next open day will be on Friday 19 September 2014), 'KEY DATES' (Open day: 19 September 2014; LNAT registration deadline: 5 October 2014; UCAS application deadline: 15 October 2014; Registration deadline for most tests: 15 October 2014; Interviews take place: December 2014), 'Most Popular Questions' (Which A-level subjects should I choose?; Do I need to register and book in order to attend an undergraduate open day?; What financial support is available for international students?; Do I need TOEFL or IELTS or another English language qualification to apply for undergraduate study?), 'RELATED PAGES' (Supporting an applicant; Students with disabilities; Mature students; International students; Wall of Faces), 'RELATED DOCUMENTS' (Introduction - 2015 Undergraduate prospectus; Courses - 2015 Undergraduate prospectus; Applying - 2015 Undergraduate prospectus; Colleges - 2015 Undergraduate prospectus; Finding out more - 2015 Undergraduate prospectus), 'OPEN DAY SURVEY' (Please tell us what you thought of your open day visit via this quick survey and you may win a book token.), 'THINKING OF APPLYING FOR 2015?' (Download our funding guide for UK/EU students at Oxford here), and 'DID YOU KNOW?' (93% of Oxford students are satisfied with their course quality, compared to 85% in other Russell Group universities and 84% of all English university students.). At the bottom, there is a search bar and a link to 'CAN'T FIND WHAT YOU'RE LOOKING FOR?'.

The order of the section highlights is changeable when editing the section index – simply drag and drop them into the desired order.

Additionally, on the content tab when editing the section index:

“Body” can be used to place content after the primary section highlight and before the row of three section highlights.

“Small news” can be used to place additional content beneath the side highlights.

“Body – post content” can be expanded with additional content and styling as shown above where more/less has been used for “Most Popular Questions”.

## Section highlights

As you can see, a section index is made up of the content in the section index and the content in the section highlight. A section highlight can be used in the primary slot, section highlights or side highlights. Section highlights must be in rows of three.



### 2020 entry admissions timeline

Don't miss those deadlines! Make sure you are clear on each step of our admissions process.




### Apply by 15 October

How you make a competitive application, including registering and preparing for admissions tests.



### Courses

Explore all our courses in the subject areas which interest you.



### Colleges

Discover the colleges which make Oxford a special place to live and study.



### Student life

What is life as an Oxford student actually like?



### International applications

'Oxford: a great group of interesting people who come from all over the world and yet can relate to each other easily.'

A section highlight has:

- **Title** – its name in Drupal
- **Display title** – Shown on the page
- **Introduction** – Shown beneath the title
- **Image** – displayed above the display title
- **Link** – to another page

Images should be uploaded at the main image size (1,600 x 550 px) as that will be the size they would be used at for primary highlights. For section highlights or side highlights Drupal will crop the image accordingly.

The link can be to either a page within Drupal or an external page. For an external page simply enter the full url into the url field. For a page within Drupal use the search button, which opens a pop-up. Start typing the title of the page to link to in “Search content” and Drupal will show a list of match. Select the appropriate match and click “insert link”.

Section highlights have their own workflow and so need publishing in addition to any changes made to the section index. A section highlight can be in draft when the section index is published. This means that changes to a section highlight won't appear until it is published.

The easiest way to find a section highlight to edit is through editing the section index where it appears. Beneath the desired section highlight there will be a pencil icon and the word Edit -

Alternatively (or if the section highlight is not in use) select “Content” from the top black bar and change the type to “Section highlight” then press the “Filter” button. Find the desired section highlight listed by its title and use the “edit” button on the far right to edit the section highlight.

Section highlights, like page, can only be created by administrators.

## Section highlight alt

See Section highlight above except that the image is not mandatory and you can add links within the text.

### Expertise & Knowledge



How can I access Oxford's academic expertise?

- [Find an academic consultant](#)
- [Develop your skills](#)
- [Recruit a graduate](#)
- [Join an open study session](#)
- [Attend an event](#)

### Resources & Facilities



How can I benefit from Oxford's resources & facilities?

- [Use Equipment & Resources](#)
- [Find Space to grow](#)
- [Host an event](#)
- [License technology](#)

### Research & Partnerships



How can I work in partnership with Oxford University?


- [Collaborate on a research project](#)
- [Form a strategic alliance](#)
- [Join a network](#)
- [Second a researcher](#)
- [Mentor, Advise or Coach](#)
- [Invest in a spinout](#)
- [Industrial Strategy](#)

## Two column video highlights

Two column video highlights can be placed after the row(s) of three section highlights and span two columns. When clicked, they open up in a lightbox. A two column video highlight has:

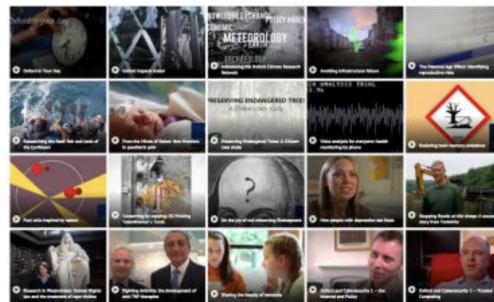
- **Title** – its name in Drupal
- **Display title** – shown across the video still and beneath the video in the lightbox
- **Video** – a still is shown on the section index and then plays in the lightbox
- **Introduction** – shown beneath the display title on the section index
- **Body** – shown beneath the display title in the lightbox.

In all other ways they behave like a section highlight and moderators can request their creation as above.



### 3D technology brings museum collections to life for Oxford students

Oxford's extensive library and museum collections can now be accessed and explored from your phone or tablet using 'Cabinet', an award-winning online platform created by academics and staff at Oxford University.



### Oxford Impact Films

Watch our Research Impact films: 3-4 minute videos of how our research has benefitted policy, health, business and culture.

